


SMD Power Inductor CDRH125/LD



Description

- Ferrite drum core construction.
- Magnetically shielded.
- L × W × H: 12.3 × 12.3 × 6.0 mm Max.
- Product weight: 2.9g(Ref.)
- Moisture Sensitivity Level: 1
- RoHS compliance.

Environmental Data

- Operating temperature range: -40°C ~ +100°C (including coil's self temperature rise)
- Storage temperature range: -40°C ~ +100°C
- Solder reflow temperature: 260 °C peak.

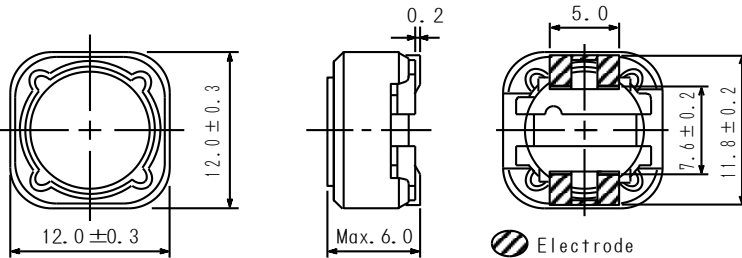
Packaging

- Carrier tape and reel packaging
- 13" diameter reel
- 500pcs per reel

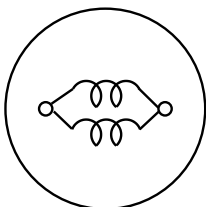
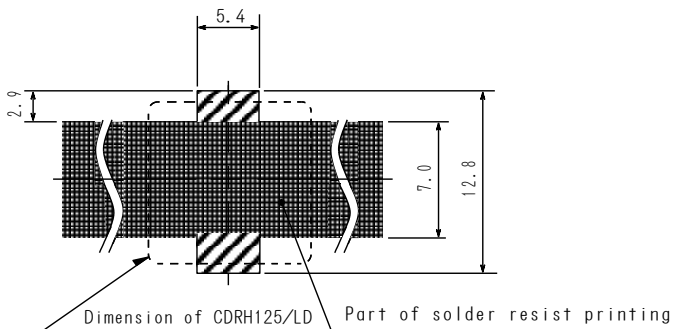
Applications

- Ideally used in Notebook PC, LCD TV, DVD, Game machine, STB, Projector etc. as converter inductors.

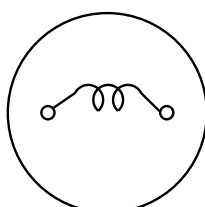
Dimension - [mm]



Land pattern and Schematics - [mm]




7.5µH ~ 56µH



68µH ~ 1000µH

SMD Power Inductor

CDRH125/LD




Electrical Characteristics

Part No.	Stamp	Inductance (μH) [within] ※1	D.C.R (Ω) [Max.] (Typ.)	Rated Current (A) ※2
CDRH125/LDNP-7R5NC	7R5	$7.5 \pm 30\%$	19.0m(14.7m)	5.60
CDRH125/LDNP-100NC	100	$10 \pm 30\%$	29.0m(22.5m)	4.60
CDRH125/LDNP-120MC	120	$12 \pm 20\%$	32.0m(24.6m)	4.20
CDRH125/LDNP-150MC	150	$15 \pm 20\%$	35.0m(27.1m)	4.00
CDRH125/LDNP-180MC	180	$18 \pm 20\%$	41.0m(31.8m)	3.56
CDRH125/LDNP-220MC	220	$22 \pm 20\%$	44.0m(33.9m)	3.28
CDRH125/LDNP-270MC	270	$27 \pm 20\%$	52.0m(41.5m)	3.00
CDRH125/LDNP-330MC	330	$33 \pm 20\%$	65.0m(50.0m)	2.60
CDRH125/LDNP-390MC	390	$39 \pm 20\%$	75.0m(60.0m)	2.40
CDRH125/LDNP-470MC	470	$47 \pm 20\%$	95.0m(72.5m)	2.30
CDRH125/LDNP-560MC	560	$56 \pm 20\%$	125m(95.4m)	2.00
CDRH125/LDNP-680MC	680	$68 \pm 20\%$	0.140(0.11)	1.85
CDRH125/LDNP-820MC	820	$82 \pm 20\%$	0.157(0.121)	1.70
CDRH125/LDNP-101MC	101	$100 \pm 20\%$	0.187(0.144)	1.60
CDRH125/LDNP-121MC	121	$120 \pm 20\%$	0.228(0.175)	1.37
CDRH125/LDNP-151MC	151	$150 \pm 20\%$	0.280(0.218)	1.26
CDRH125/LDNP-181MC	181	$180 \pm 20\%$	0.335(0.259)	1.14
CDRH125/LDNP-221MC	221	$220 \pm 20\%$	0.395(0.303)	1.08
CDRH125/LDNP-271MC	271	$270 \pm 20\%$	0.520(0.403)	0.94
CDRH125/LDNP-331MC	331	$330 \pm 20\%$	0.710(0.547)	0.85
CDRH125/LDNP-391MC	391	$390 \pm 20\%$	0.800(0.614)	0.77
CDRH125/LDNP-471MC	471	$470 \pm 20\%$	0.920(0.711)	0.72
CDRH125/LDNP-561MC	561	$560 \pm 20\%$	1.20(0.956)	0.67
CDRH125/LDNP-681MC	681	$680 \pm 20\%$	1.35(1.08)	0.57
CDRH125/LDNP-821MC	821	$820 \pm 20\%$	1.40(1.17)	0.51
CDRH125/LDNP-102MC	102	$1000 \pm 20\%$	1.95(1.62)	0.46

※1. Inductance measuring condition: Inductance $\leq 10\mu\text{H}$ at 7.96MHz; Inductance $> 10\mu\text{H}$ at 100kHz

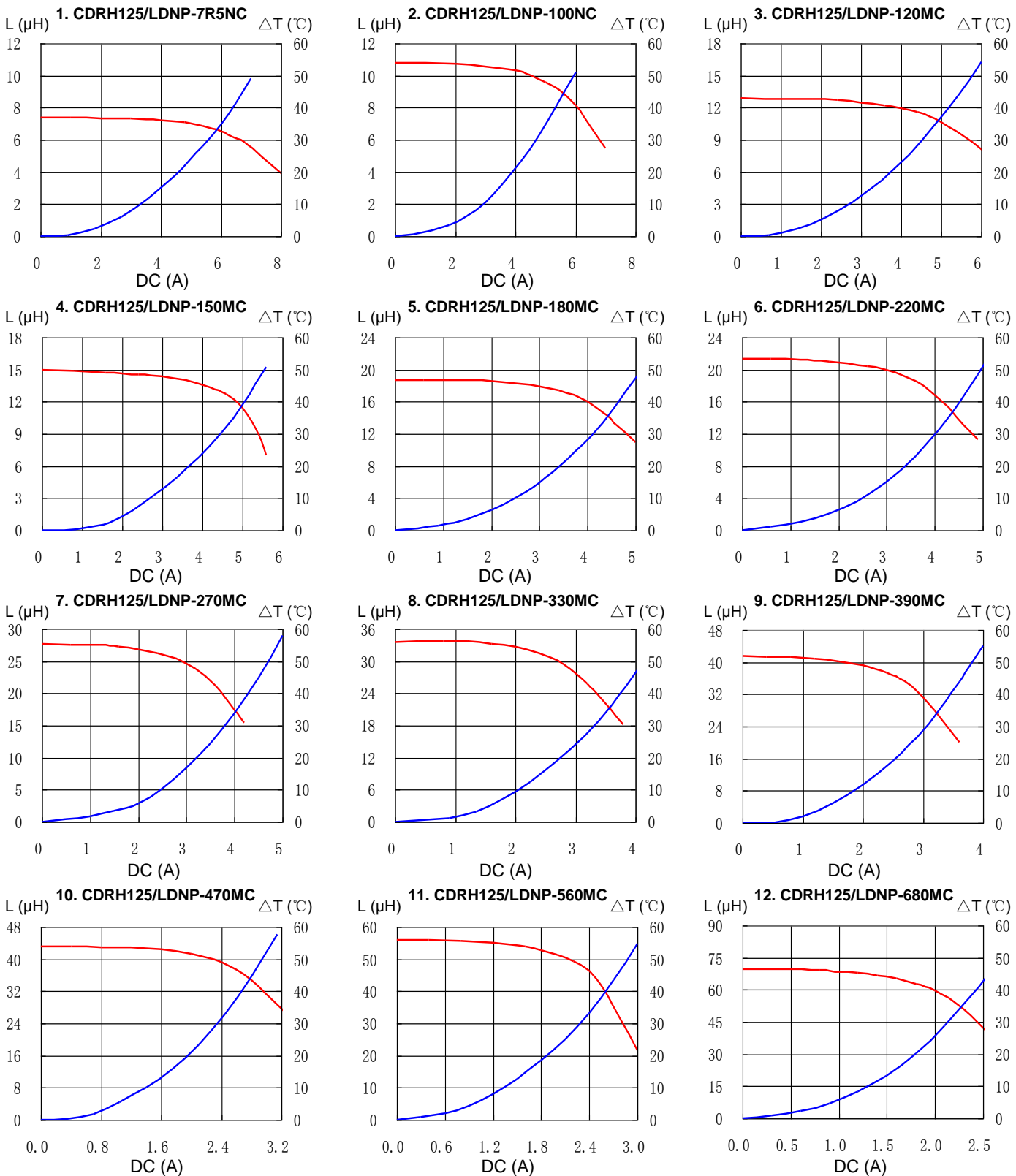
※2. Rated current: The DC current at which the inductance decreases to 75% of its nominal value or when $\Delta t = 40^\circ\text{C}$, whichever is lower.

SMD Power Inductor CDRH125/LD



Saturation Current & Temperature Rise Graph

— L (20°C) — ΔT

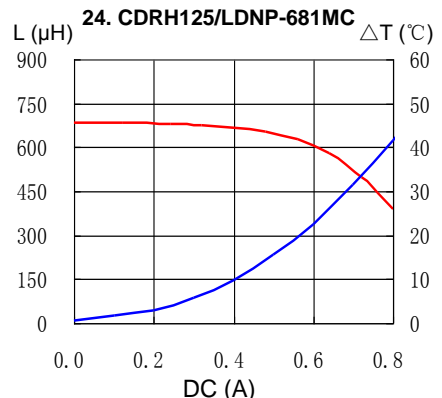
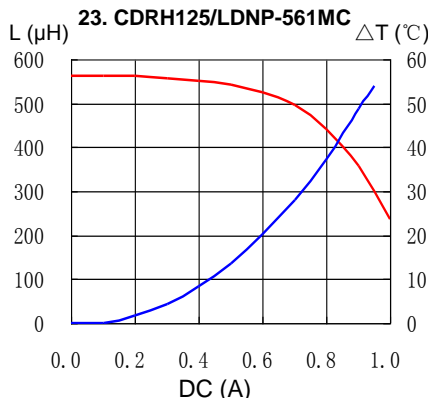
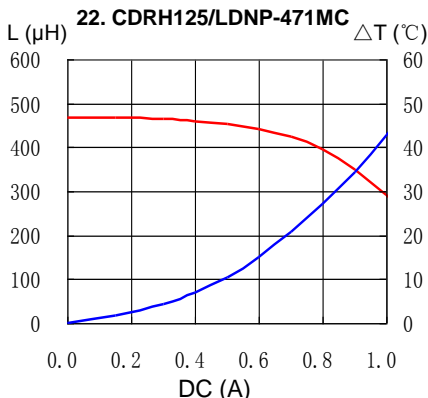
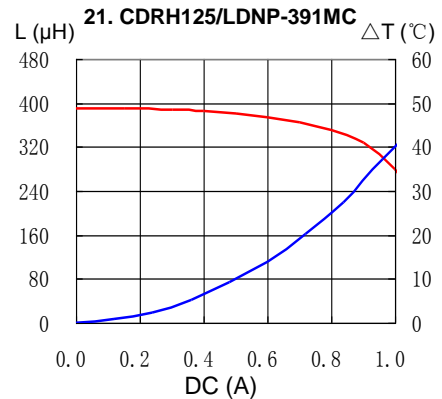
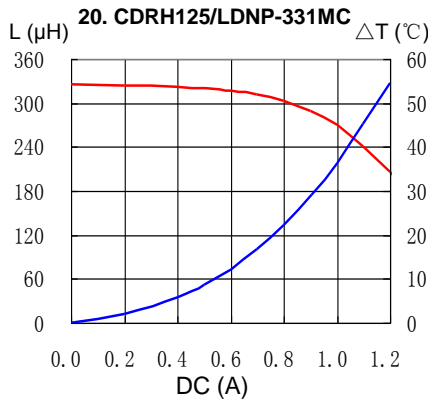
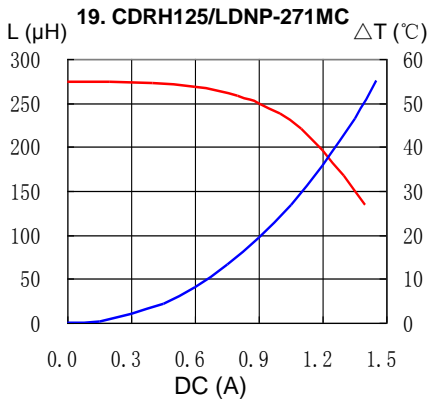
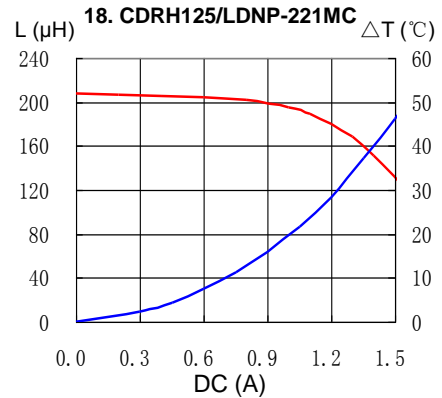
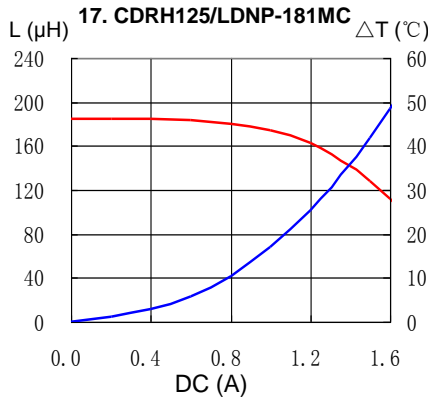
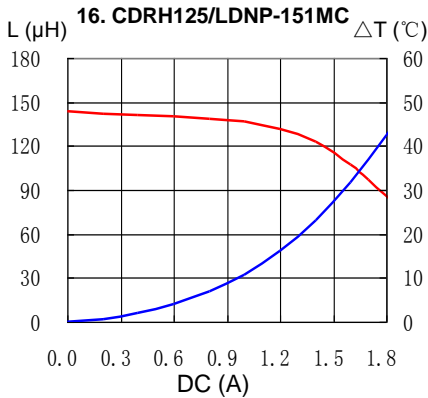
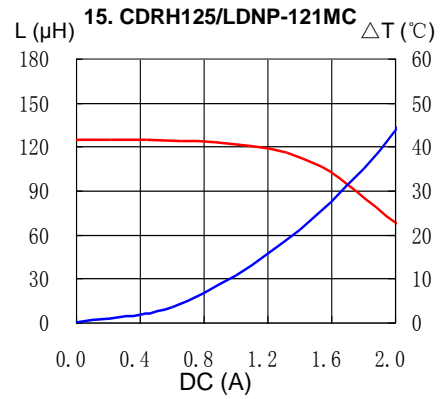
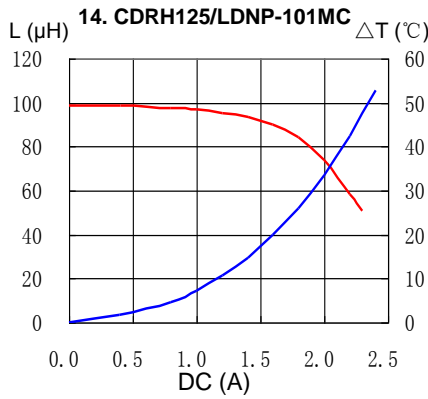
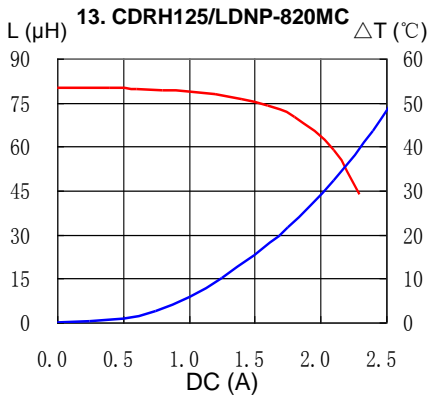


SMD Power Inductor CDRH125/LD




Saturation Current & Temperature Rise Graph

— L (20°C) — ΔT

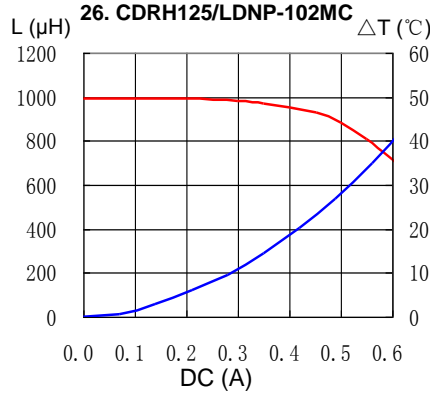
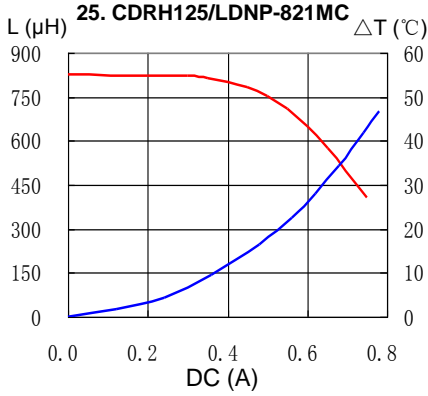


SMD Power Inductor CDRH125/LD



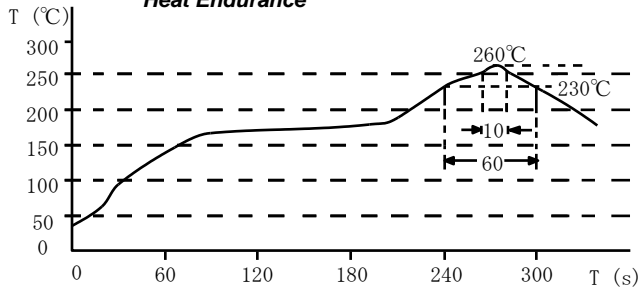
Saturation Current & Temperature Rise Graph

— L (20°C) — ΔT



Solder Reflow Condition

Heat Endurance



Temperature Chart

