


SMD Power Inductor CDRH3D14/HP



Halogen Free



Description

- Ferrite drum core construction.
- Magnetically shielded.
- L × W × H: 4.0 × 4.0 × 1.5 mm Max.
- Product weight: 70mg(Ref.)
- Moisture Sensitivity Level: 1
- RoHS compliance.
- Halogen Free available.

Environmental Data

- Operating temperature range: -40°C~+105°C (including coil's self temperature rise)
- Storage temperature range: -40°C~+105°C
- Solder reflow temperature: 260 °C peak.

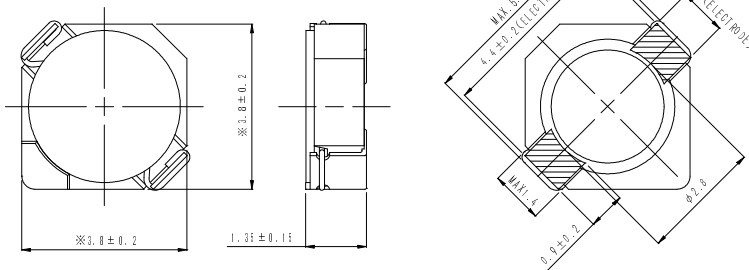
Packaging

- Carrier tape and reel packaging
- 7.0" diameter reel
- 1000pcs per reel

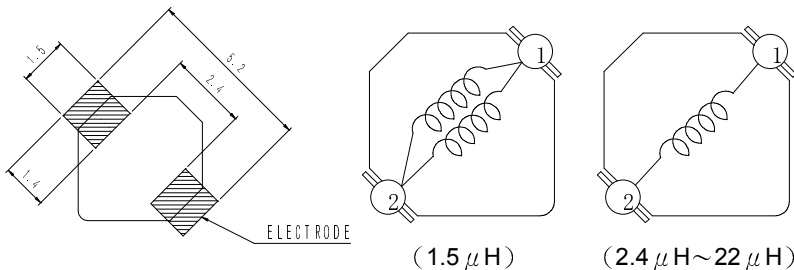
Applications

- Ideally used in Mobile phone, PDA, MP3, DSC/DVC, Portable DVD, etc as DC-DC converter inductors.

Dimension - [mm]



Land pattern and Schematics - [mm]



Electrical Characteristics


Part Name	Stamp	Inductance (μ H) [within] ※1	D.C.R. (m Ω) Max. (Typ.) (at 20°C)	Saturation Current (A) ※2		Temperature Rise Current (A) ※3
				at 20°C	at 100°C	
CDRH3D14/HPNP-1R5NC	A	1.5 ± 25%	76(61)	2.60	2.00	1.85
CDRH3D14/HPNP-2R4NC	C	2.4 ± 25%	129(103)	2.00	1.60	1.32
CDRH3D14/HPNP-3R2NC	E	3.2 ± 25%	139(111)	1.80	1.40	1.25
CDRH3D14/HPNP-4R7NC	G	4.7 ± 25%	214(171)	1.45	1.15	1.04
CDRH3D14/HPNP-6R8NC	J	6.8 ± 25%	290(232)	1.20	0.95	0.84
CDRH3D14/HPNP-100NC	L	10 ± 25%	440(352)	1.00	0.75	0.67
CDRH3D14/HPNP-150NC	N	15 ± 25%	650(521)	0.80	0.62	0.50
CDRH3D14/HPNP-220NC	Q	22 ± 25%	830(666)	0.65	0.52	0.48

※1. Inductance measuring condition: at 100kHz.

※2. Saturation current: The value of D.C. current when the inductance decreases to 65% of its nominal value.

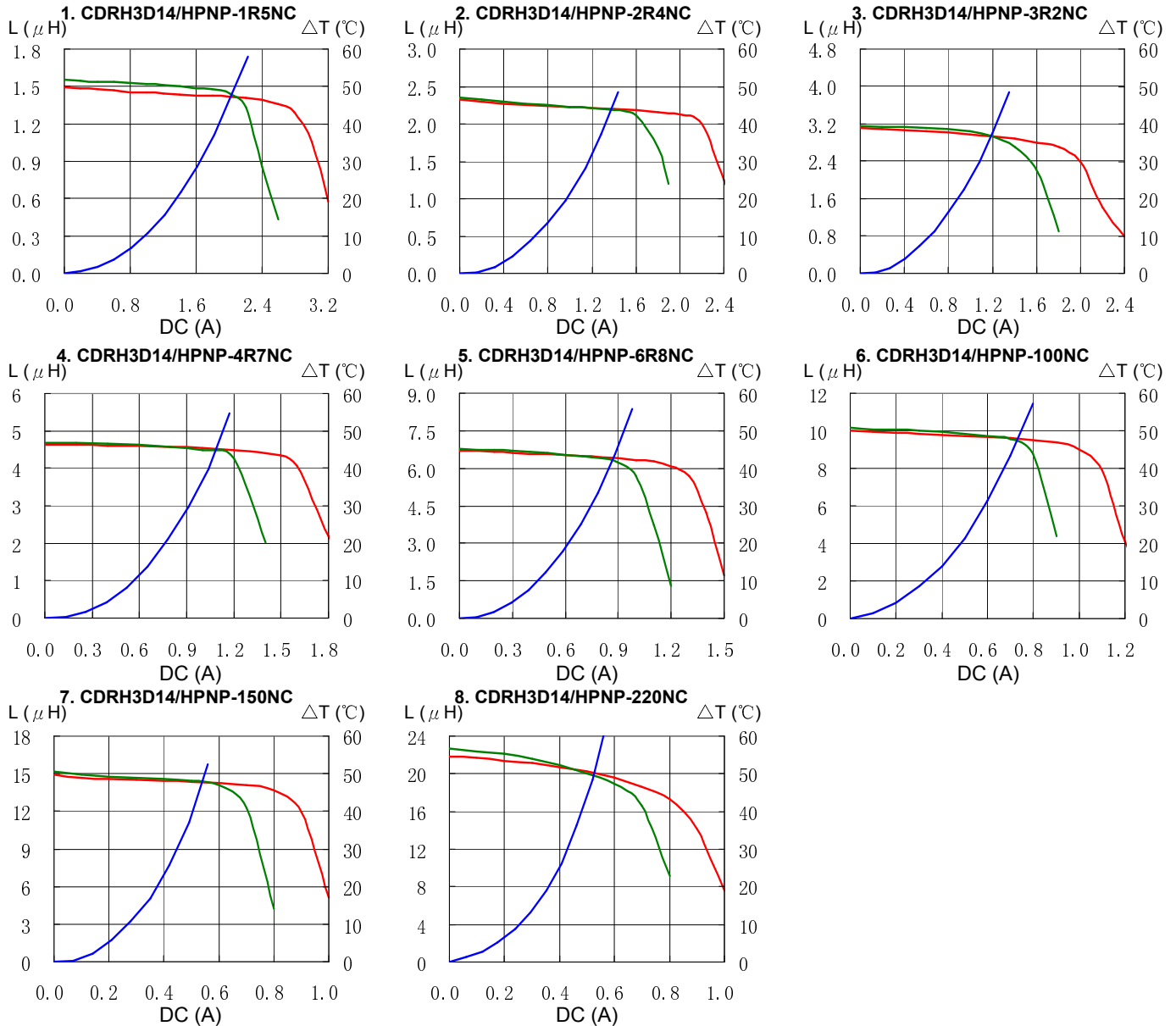
※3. Temperature rise current: The value of D.C. current when the temperature rise is $\Delta t = 40^\circ\text{C}$ ($T_a = 20^\circ\text{C}$).

SMD Power Inductor CDRH3D14/HP



Saturation Current & Temperature Rise Graph

— L (20°C) — L (105°C) — ΔT



SMD Power Inductor CDRH3D14/HP



Solder Reflow Condition

